

3.1.5 Worksheet

1. Write the 6 fards of wudu in the boxes numbered 1 to 6. Then draw the correct picture in the box under each number.

1

2

3

4









5

6

**6 fards
of wudu**

You must
not leave
out any of
these 6
acts.

2. In this diagram, write Fard below each of the 6 arkan of wudu.

			<div>Niyyah</div>	
_____	_____	_____	_____	_____
				<div>Start with 1, then 2, then 3, then 4, then 5, then 6, then 7, then 8</div>
_____	_____	_____	_____	_____

(c) 2014 Mariam Bashar, DeenTeens